


App service that connects CBMC 'connecting cbmc'



Google play / AppStore
Search for "connecting cbmc"

Available only to regular members belonging to the CBMC

After logging in, select Country > Organization > Association > Team to apply for full member certification

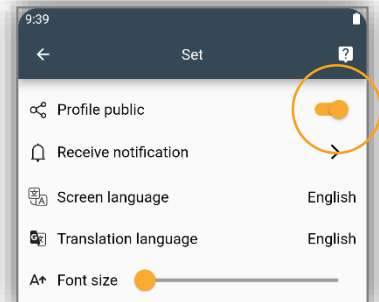


Business profile registration required

Register business information, business cards, etc.

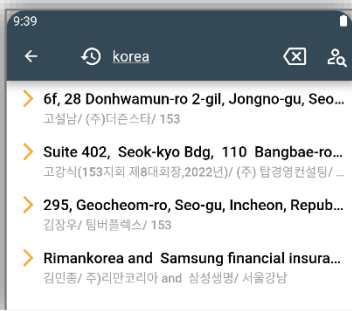
Profile sharing settings

Select Profile Public on the [My]-[Set] screen



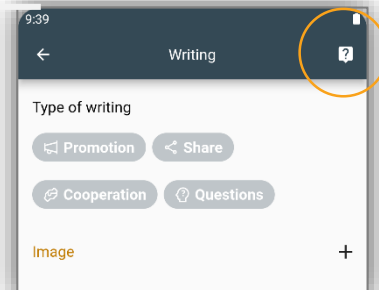
Find members/partners by search

Search by name, company name, address, major business, keywords, etc.



Help button

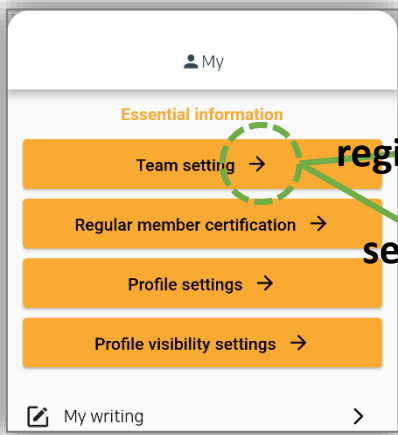
The question mark icon at the top right of each screen is the Help button. Click when you need help about the menu.



Team Management Page

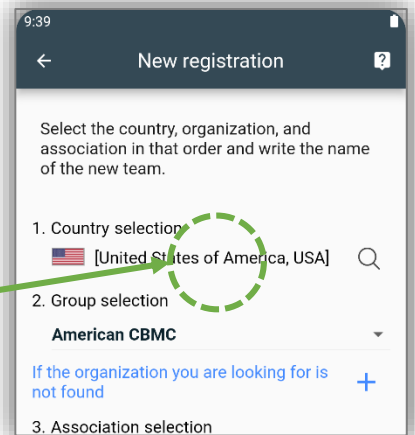
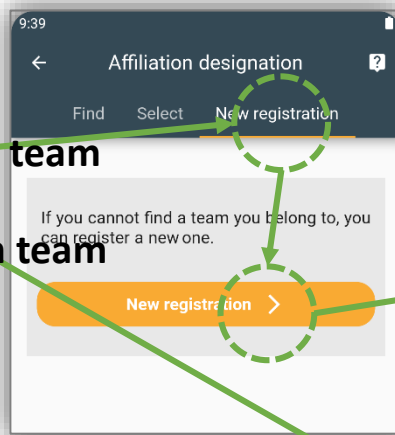
Team register

Users must belong to a team to become a regular member and to use this app service properly. However, teams are not pre-registered. One of the team members must first register the team. When the team is registered, the rest of the team members become regular members by joining the registered team. First search for your team name and check if the team is already registered. If your team is registered, apply for membership, if not, register your team.



register team

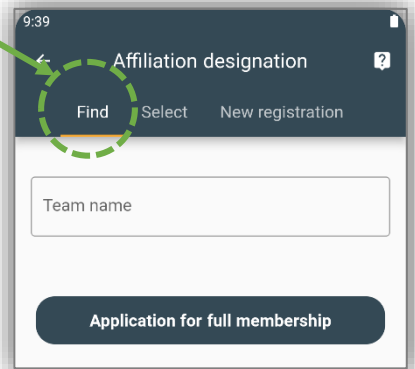
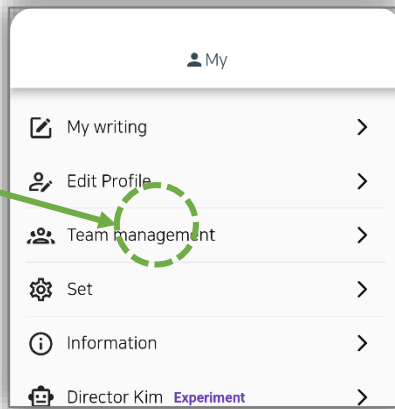
search team



[My]-[Team setting]-[Find] or [New registration]

Team Management

The person who first registered the team name automatically become a team manager. A maximum of 2 managers are allowed can be changed at any time.



Regular member certification

When a team member applies for regular membership, a text message is sent to the team manager. Then, in the [Team Management]-[Member Management] menu, authentication is processed as a full member.

